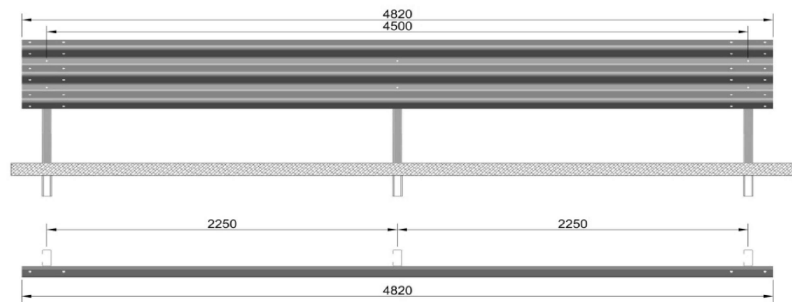
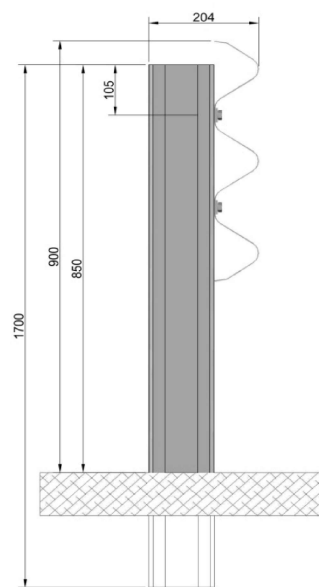


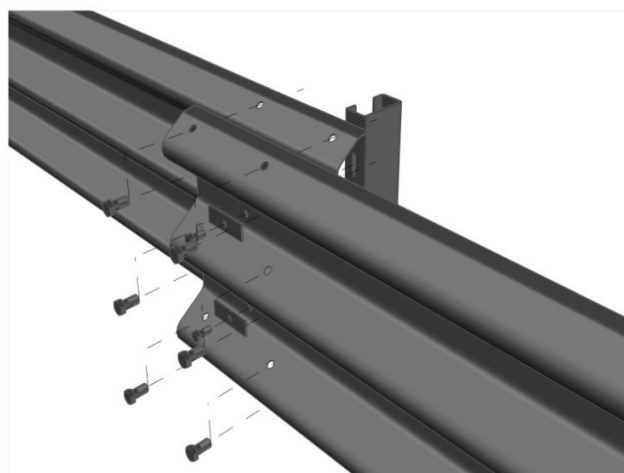
Model drawings
Beam and post distance



Dimensions



Assembling



Description

Single-sided road guardrail with containment level H2, working width W6 and acceleration severity index (ASI) A.

Content:

- 3-waves steel beam of length 4820mm.
- C-posts 120x60x30 with distance 2250mm.
- Reinforcement 197x44x4.
- Bolts, nuts and washers according to DIN 607, DIN 933, EN ISO 4017.

Manufacturing according to EN1317.

Surface protection

Hot-dip galvanized according to International Standard EN ISO 1461.

Certifications

CE Certificate of Notified European Body.

Tables

Performance class	
Containment level	H2
Working width	W6 (2.1m)
Acceleration severity index-ASI	A

Technical features	
Height above ground level	900mm
Overall width	204mm
Post distance	2250mm
Tested min length	81m